

Resilient BUILDINGS for a better future



NUMBER OF BUILDINGS

49

NET LETTABLE AREA (SQM)

560,403

PASSING YIELD

5.72%

MARKET VALUE OF BUILDINGS (\$M)

2,243

OCCUPANCY BY RENT

94.6%

PORTFOLIO WALT

5.0yrs

Industrial




19 Nesdale Avenue, Wiri



VALUATION	\$78,200
WALT	8.6
NET LETTABLE AREA (SQM)	20,621
VACANT SPACE (SQM)	-
CONTRACT YIELD	5.50%

240 Puhinui Road, Manukau



VALUATION	\$49,000
WALT	8.6
NET LETTABLE AREA (SQM)	13,273
VACANT SPACE (SQM)	-
CONTRACT YIELD	5.23%

244 Puhinui Road, Manukau



VALUATION	\$17,400
WALT	8.6
NET LETTABLE AREA (SQM)	4,353
VACANT SPACE (SQM)	-
CONTRACT YIELD	5.00%

Highgate Parkway, Silverdale



VALUATION	\$37,400
WALT	1.8
NET LETTABLE AREA (SQM)	10,581
VACANT SPACE (SQM)	-
CONTRACT YIELD	5.23%

32 Bell Avenue, Mt Wellington



VALUATION	\$18,150
WALT	1.5
NET LETTABLE AREA (SQM)	8,139
VACANT SPACE (SQM)	-
CONTRACT YIELD	6.61%

12-16 Bell Avenue, Mt Wellington



VALUATION	\$37,900
WALT	6.7
NET LETTABLE AREA (SQM)	14,809
VACANT SPACE (SQM)	-
CONTRACT YIELD	5.21%

18-20 Bell Avenue, Mt Wellington



VALUATION	\$23,000
WALT	6.8
NET LETTABLE AREA (SQM)	5,639
VACANT SPACE (SQM)	-
CONTRACT YIELD	5.03%

2 Allens Road, East Tamaki



VALUATION	\$12,700
WALT	8.5
NET LETTABLE AREA (SQM)	2,920
VACANT SPACE (SQM)	-
CONTRACT YIELD	5.50%

12 Allens Road, East Tamaki



VALUATION	\$9,500
WALT	7.9
NET LETTABLE AREA (SQM)	2,307
VACANT SPACE (SQM)	-
CONTRACT YIELD	6.09%

106 Springs Road, East Tamaki



VALUATION	\$12,400
WALT	6.5
NET LETTABLE AREA (SQM)	3,910
VACANT SPACE (SQM)	-
CONTRACT YIELD	5.43%

5 Allens Road, East Tamaki



VALUATION	\$8,450
WALT	2.6
NET LETTABLE AREA (SQM)	2,572
VACANT SPACE (SQM)	-
CONTRACT YIELD	4.23%

90-104 Springs Road, East Tamaki



VALUATION	\$10,300
WALT	0.9
NET LETTABLE AREA (SQM)	3,885
VACANT SPACE (SQM)	-
CONTRACT YIELD	4.30%

1 Rothwell Avenue, Albany



VALUATION	\$37,500
WALT	4.3
NET LETTABLE AREA (SQM)	12,683
VACANT SPACE (SQM)	-
CONTRACT YIELD	5.16%

211 Albany Highway, Albany



VALUATION	\$37,700
WALT	1.8
NET LETTABLE AREA (SQM)	14,589
VACANT SPACE (SQM)	-
CONTRACT YIELD	5.95%

9 Ride Way, Albany



VALUATION	\$31,950
WALT	6.5
NET LETTABLE AREA (SQM)	9,178
VACANT SPACE (SQM)	-
CONTRACT YIELD	5.75%

Industrial

1-3 Unity Drive, Albany



VALUATION	\$18,750
WALT	5.2
NET LETTABLE AREA (SQM)	6,116
VACANT SPACE (SQM)	–
CONTRACT YIELD	4.90%

5 Unity Drive, Albany



VALUATION	\$9,550
WALT	5.2
NET LETTABLE AREA (SQM)	3,046
VACANT SPACE (SQM)	–
CONTRACT YIELD	4.94%

Cnr William Pickering Drive & Rothwell Avenue, Albany



VALUATION	\$23,900
WALT	4.1
NET LETTABLE AREA (SQM)	7,074
VACANT SPACE (SQM)	–
CONTRACT YIELD	5.89%

17 Mayo Road, Wiri



VALUATION	\$37,200
WALT	0.8
NET LETTABLE AREA (SQM)	13,351
VACANT SPACE (SQM)	–
CONTRACT YIELD	5.33%

320 Ti Rakau Drive, East Tamaki



VALUATION	\$81,000
WALT	2.6
NET LETTABLE AREA (SQM)	28,242
VACANT SPACE (SQM)	–
CONTRACT YIELD	6.22%

80-120 Favona Road, Mangere



VALUATION	\$159,000
WALT	2.0
NET LETTABLE AREA (SQM)	59,386
VACANT SPACE (SQM)	–
CONTRACT YIELD	6.64%

224 Neilson Street, Onehunga



VALUATION	\$109,500
WALT	11.0
NET LETTABLE AREA (SQM)	17,488
VACANT SPACE (SQM)	12,077
CONTRACT YIELD	1.62%

8-14 Mt Richmond Drive, Mt Wellington



VALUATION	\$147,000
WALT	1.7
NET LETTABLE AREA (SQM)	23,016
VACANT SPACE (SQM)	–
CONTRACT YIELD	–

291 East Tamaki Road, East Tamaki



VALUATION	\$61,000
WALT	1.6
NET LETTABLE AREA (SQM)	16,136
VACANT SPACE (SQM)	2,638
CONTRACT YIELD	4.18%

15 Unity Drive, Albany



VALUATION	\$8,070
WALT	2.1
NET LETTABLE AREA (SQM)	7,002
VACANT SPACE (SQM)	–
CONTRACT YIELD	3.96%

133 Roscommon Road, Wiri



VALUATION	\$14,100
WALT	7.5
NET LETTABLE AREA (SQM)	15,862
VACANT SPACE (SQM)	–
CONTRACT YIELD	3.89%

Wellington

54-56 Jamaica Drive, Wellington



VALUATION	\$11,600
WALT	9.5
NET LETTABLE AREA (SQM)	1,825
VACANT SPACE (SQM)	–
CONTRACT YIELD	6.13%

147 Gracefield Road, Seaview



VALUATION	\$20,000
WALT	2.0
NET LETTABLE AREA (SQM)	8,018
VACANT SPACE (SQM)	–
CONTRACT YIELD	5.73%

19 Barnes Street, Seaview



VALUATION	\$17,600
WALT	5.4
NET LETTABLE AREA (SQM)	6,857
VACANT SPACE (SQM)	–
CONTRACT YIELD	7.12%

39 Randwick Road, Seaview



VALUATION	\$26,500
WALT	3.7
NET LETTABLE AREA (SQM)	16,249
VACANT SPACE (SQM)	–
CONTRACT YIELD	7.01%

68 Jamaica Drive, Grenada North



VALUATION	\$20,500
WALT	2.3
NET LETTABLE AREA (SQM)	9,417
VACANT SPACE (SQM)	–
CONTRACT YIELD	6.34%

Other

100 Maui Street, Hamilton



VALUATION	\$29,250
WALT	10.5
NET LETTABLE AREA (SQM)	12,236
VACANT SPACE (SQM)	–
CONTRACT YIELD	5.95%

8 Foundry Drive, Woolston, Christchurch



VALUATION	\$18,100
WALT	3.8
NET LETTABLE AREA (SQM)	7,762
VACANT SPACE (SQM)	–
CONTRACT YIELD	7.47%

Office



99-107 Khyber Pass Road, Grafton



VALUATION	\$16,100
WALT	1.6
NET LETTABLE AREA (SQM)	2,509
VACANT SPACE (SQM)	–
CONTRACT YIELD	7.16%

8 Nugent Street, Grafton



VALUATION	\$46,000
WALT	2.8
NET LETTABLE AREA (SQM)	8,126
VACANT SPACE (SQM)	300
CONTRACT YIELD	7.74%

39 Market Place, Viaduct Harbour



VALUATION	\$8,750
WALT	5.8
NET LETTABLE AREA (SQM)	10,366
VACANT SPACE (SQM)	6,817
CONTRACT YIELD	12.64%

82 Wyndham Street



VALUATION	\$50,400
WALT	8.4
NET LETTABLE AREA (SQM)	6,012
VACANT SPACE (SQM)	–
CONTRACT YIELD	6.16%

101 Carlton Gore Road, Newmarket



VALUATION	\$29,000
WALT	3.1
NET LETTABLE AREA (SQM)	4,509
VACANT SPACE (SQM)	1,990
CONTRACT YIELD	4.31%

105 Carlton Gore Road, Newmarket




VALUATION	\$49,750
WALT	5.7
NET LETTABLE AREA (SQM)	5,196
VACANT SPACE (SQM)	–
CONTRACT YIELD	7.23%

107 Carlton Gore Road, Newmarket



VALUATION	\$43,100
WALT	5.9
NET LETTABLE AREA (SQM)	6,093
VACANT SPACE (SQM)	–
CONTRACT YIELD	6.54%

Citibank Centre, 23 Customs Street East



VALUATION	\$75,500
WALT	3.6
NET LETTABLE AREA (SQM)	9,629
VACANT SPACE (SQM)	848
CONTRACT YIELD	6.80%


Wellington

7-27 Waterloo Quay




VALUATION	\$131,100
WALT	3.7
NET LETTABLE AREA (SQM)	23,080
VACANT SPACE (SQM)	–
CONTRACT YIELD	6.63%

15-21 Stout Street




VALUATION	\$152,000
WALT	9.3
NET LETTABLE AREA (SQM)	20,709
VACANT SPACE (SQM)	–
CONTRACT YIELD	5.83%

147 Lambton Quay



VALUATION	\$40,000
WALT	3.3
NET LETTABLE AREA (SQM)	8,969
VACANT SPACE (SQM)	4,568
CONTRACT YIELD	4.02%

8-14 Willis Street/ 360 Lambton Quay



VALUATION	\$148,000
WALT	8.9
NET LETTABLE AREA (SQM)	16,768
VACANT SPACE (SQM)	–
CONTRACT YIELD	4.72%

Large Format Retail

Auckland

Albany Mega Centre and 11 Coliseum Drive, Albany



VALUATION	\$166,250
WALT	4.4
NET LETTABLE AREA (SQM)	33,483
VACANT SPACE (SQM)	–
CONTRACT YIELD	6.51%

50 & 54-62 Cavendish Drive, Manukau



VALUATION	\$31,200
WALT	5.2
NET LETTABLE AREA (SQM)	9,939
VACANT SPACE (SQM)	–
CONTRACT YIELD	6.49%

252 Dairy Flat Highway, Albany



VALUATION	\$11,450
WALT	3.8
NET LETTABLE AREA (SQM)	2,262
VACANT SPACE (SQM)	–
CONTRACT YIELD	5.31%

Other

Cnr Taniwha & Paora Hapi Streets, Taupo



VALUATION	\$10,250
WALT	1.5
NET LETTABLE AREA (SQM)	4,212
VACANT SPACE (SQM)	–
CONTRACT YIELD	8.09%



In accordance with Argosy’s Green Bond Framework, “Green Buildings” are existing and/or planned Office, Industrial and Large Format Retail buildings, including upgrades, that are either targeting or have been certified as obtaining either a minimum 4 Star NZGBC Green Star Built rating or a minimum 4 Star NABERSNZ Energy Base Build Rating or Energy Whole Building Rating.

Our Portfolio



Footprint – 23 Customs Street East AUCKLAND

Argosy

39 Market Place
PO Box 90214
Victoria Street West
Auckland 1142
P / 09 304 3400